

Grade 6 Achievement Tests – June 2018

Individual Student Profile

Parent Copy



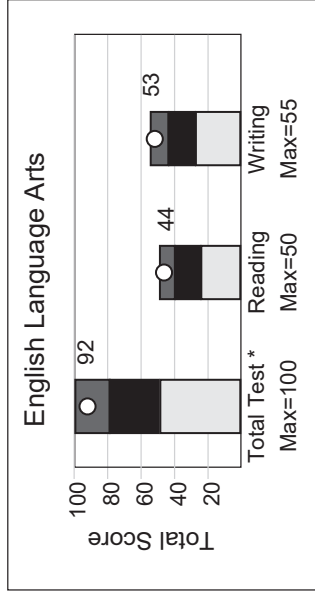
Student Name:
 Alberta Student Number:
 School of Writing:
 School Authority:

Graph Legend	
	Standard of Excellence
	Acceptable Standard
	Below Acceptable Standard
	Student Score

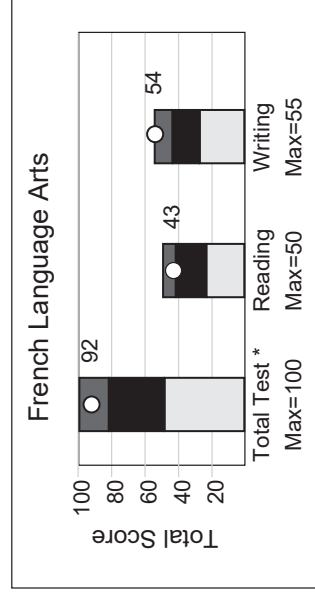
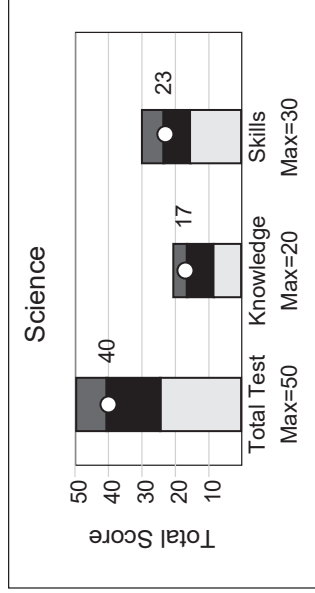
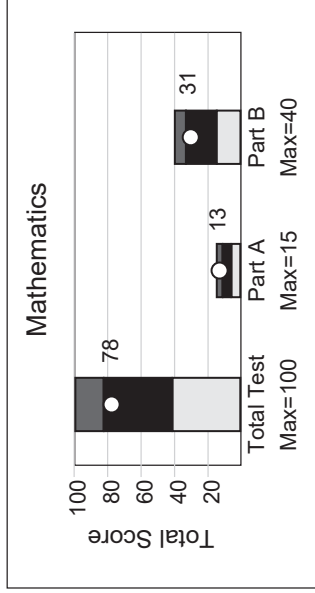
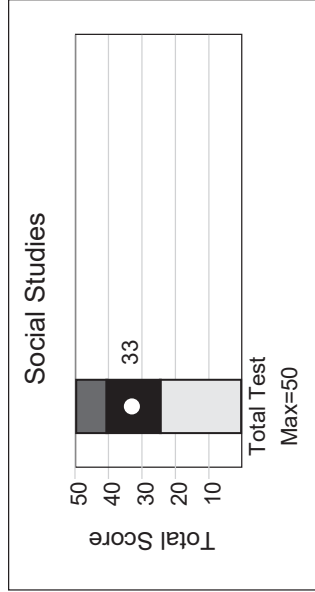
Explanatory Notes

The point on each bar graph indicates the score obtained by the student on the total test and on each of the two components of the test.

The shaded regions indicate the range of scores at the Standard of Excellence (dark grey region), the Acceptable Standard (black region), and below the acceptable standard (light grey region).



*Reading and Writing are weighted equally in the calculation of the total score.



*Reading and Writing are weighted equally in the calculation of the total score.

Grade 6 Achievement Tests – June 2018
Individual Student Profile
Parent Copy

Student Name:
 Alberta Student Number:
 School of Writing:
 School Authority:



Subject	Component	Student's Results			Range of Scores Within Each Standard ¹	
		Score	Standard Achieved	Acceptable Standard	Standard of Excellence	
English Language Arts	Total Test ²	92/100	Excellence	49-79	80-100	
	Reading Writing	44/50 53/55	Excellence Excellence	24-39 28-43	40-50 44-55	
Mathematics	Total Test ⁴	78/100	Acceptable	41-82	83-100	
	Part A Part B	13/15 31/40	Excellence Acceptable	8-12 16-32	13-15 33-40	
Social Studies	Total Test ³	33/50	Acceptable	24-40	41-50	
Science	Total Test	40/50	Excellence	23-39	40-50	
	Knowledge Skills	17/20 23/30	Excellence Acceptable	7-15 16-23	16-20 24-30	
French Language Arts	Total Test ²	92/100	Excellence	50-81	82-100	
	Reading Writing	43/50 54/55	Excellence Excellence	25-41 28-43	42-50 44-55	

The table above provides the student's scores for each subject and for the components of that subject. Also included is the range of scores that define each standard.

- ¹ These standards reflect provincial expectations.
- ² Reading and Writing reporting categories are weighted equally in the calculation of the total score for English Language Arts and French Language Arts.
- ³ Provincial standards are only set on the total test.
- ⁴ Part A is worth 10% and Part B is worth 90% in the calculation of the total score for Grade 6 Mathematics.

Additional information regarding the results of your school and school authority, as well as provincial results, are available on our web site at <https://www.alberta.ca-provincial-achievement-test.aspx>.

For further explanation, contact Nicole Lamarre, Director (Student Learning Assessment & Provincial Achievement Testing), Provincial Assessment Sector, via email at: Nicole.Lamarre@gov.ab.ca or call at 780-427-0010 or toll free at 310-0000.