

Grade 9

Assessment Highlights

Knowledge & Employability

Social Studies

---

Alberta Provincial Achievement Testing

2017–2018

This document was written primarily for:

Students	
Teachers	✓ of KE Social Studies
Administrators	✓
Parents	
General Audience	
Others	

For further information, contact

**Ray Shapka, Senior Manager**, at  
[Ray.Shapka@gov.ab.ca](mailto:Ray.Shapka@gov.ab.ca)

Nicole Lamarre, Director, Student Learning Assessments and Provincial Achievement Testing, at  
[Nicole.Lamarre@gov.ab.ca](mailto:Nicole.Lamarre@gov.ab.ca), or

Provincial Assessment Sector: (780) 427-0010  
Toll-free within Alberta: 310-0000.

The [Alberta Education website](http://education.alberta.ca) is found at education.alberta.ca.

Copyright 2018, the Crown in Right of Alberta, as represented by the Minister of Education, Alberta Education, Provincial Assessment Sector, 44 Capital Boulevard, 10044 108 Street NW, Edmonton, Alberta T5J 5E6, and its licensors. All rights reserved.

**Special permission** is granted to **Alberta educators only** to reproduce, for educational purposes and on a non-profit basis, parts of this document that do **not** contain excerpted material.

## Contents

The 2018 Grade 9 Knowledge and Employability Social Studies Achievement Test .....	1
Multiple-choice Component—2018 Test Blueprint and Student Achievement .....	2
Multiple-choice Component—Commentary on 2018 Student Achievement .....	3
Provincial Achievement Testing Program Support Documents.....	5

# *The 2018 Grade 9 Knowledge and Employability Social Studies Achievement Test*

This report provides teachers, school administrators, and the public with an overview of the performance of those students who wrote the 2018 Grade 9 Knowledge and Employability Social Studies Achievement Test. The examination statistics that are included in this document represent all writers, both French and English. If you would like to obtain French-only statistics or English-only statistics that apply to your school, please refer to your detailed reports, which are available on the Stakeholder File Exchange. This report complements the detailed school and jurisdiction reports.

## **How Many Students Wrote the Test?**

A total of 1 266 students wrote the 2018 Grade 9 Knowledge and Employability Social Studies Achievement Test.

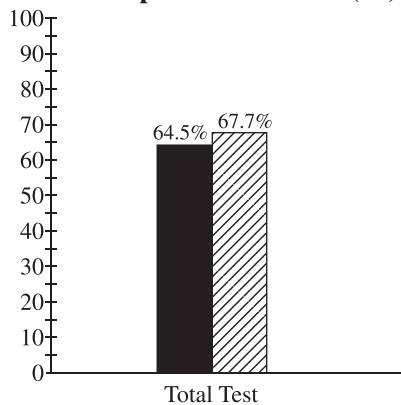
## **What Was the Test Like?**

The 2018 Grade 9 Knowledge and Employability Social Studies Achievement Test consisted of 50 multiple-choice questions based on two topics: Governance and Citizenship, and Canada and the United States: An Economic Relationship.

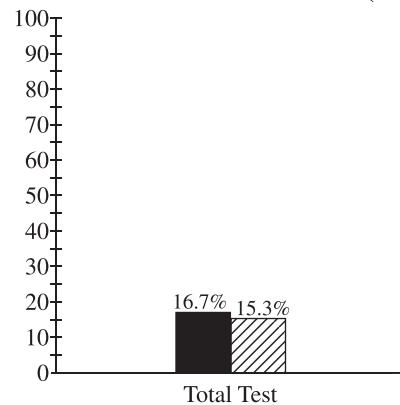
## **How Well Did Students Do?**


The percentages of students meeting the acceptable standard and the standard of excellence in 2018 compared with 2017 are shown in the graphs below. Out of a possible total score of 50, the provincial average on the test was 30.1/50 (60.2%).


**Percentage of Students Meeting the Acceptable Standard (%)**



**Percentage of Students Meeting the Standard of Excellence (%)**



 2018 Achievement Standards: The percentage of students in the province who met the acceptable standard and the standard of excellence on the 2018 Grade 9 Knowledge and Employability Social Studies Achievement Test (based on those who wrote).

 2017 Achievement Standards: The percentage of students in the province who met the acceptable standard and the standard of excellence on the 2017 Grade 9 Knowledge and Employability Social Studies Achievement Test (based on those who wrote).

## *Multiple-choice Component—2018 Test Blueprint and Student Achievement*

In 2018, 64.5% of students who wrote the Grade 9 Knowledge and Employability Social Studies Achievement Test achieved the acceptable standard, and 16.7% of students who wrote achieved the standard of excellence.

The blueprint below shows the reporting categories and test sections (curricular content areas) by which 2018 summary data are reported to schools and school authorities, and the provincial average of student achievement by both raw score and percentage.

<b>TOPICS</b>	<b>Reporting Category</b>		<b>Provincial Student Achievement (Average Raw Score and Percentage)</b>
	<b>Knowledge and Understandings</b>	<b>Skills and Processes</b>	
<b>Canada: Governance and Citizenship (9.1)</b>			
Students examine the relationship between Canada’s political and legislative processes and their impact on issues pertaining to governance, rights, citizenship, and identity (Canada’s federal political system, Canada’s justice system, Canadian Charter of Rights and Freedoms, immigration).			<b>17.9/29 (61.7%)</b>
<b>Canada and the United States: An Economic Relationship (9.2)</b>			
Students examine and explore issues of economics and their impact on quality of life, citizenship, and identity in Canada and the United States (market and mixed economies, consumerism, quality of life, political decision-making).			<b>12.2/21 (58.1%)</b>
<b>Provincial Student Achievement (Average Raw Score and Percentage)</b>	<b>13.2/22 (60.0%)</b>	<b>16.9/28 (60.4%)</b>	<b>Total Test Raw Score 30.1/50 (60.2%)</b>

**Knowledge and Understandings** – Knowledge includes social studies facts, events, information, concepts, evidence, ideas, opinions, and terminology as identified in the Grade 9 Knowledge and Employability Program of Studies (2007).

**Skills and Processes** – Skills include specific social studies skills of critical and creative thinking, historical thinking, geographic thinking, decision making and problem solving, the research process, and media literacy as identified in the Grade 9 Knowledge and Employability Program of Studies (2007).

## *Multiple-choice Component—Commentary on 2018 Student Achievement*

The following is a brief summary of the areas where most students experienced difficulties and demonstrated strengths on the 2018 Grade 9 Knowledge and Employability Social Studies Achievement Test.

### **Students demonstrated relative strength in their abilities by being able to:**

- identify two rights guaranteed by the Canadian Charter of Rights and Freedoms;
- identify the position of the head of Canada’s federal government;
- analyze information to identify an immigration category based on given data;
- recall that one purpose of taxation is to provide government services;
- analyze information to draw a conclusion related to advertising and consumerism.

For **multiple-choice question 2**, students had to identify the position of the head of Canada’s federal government. Approximately 70.7% of students who met the acceptable standard and 80.3% of students who met the standard of excellence answered this question correctly.

2. In Canada, the head of the federal government is the
- A. Queen
  - B. premier
  - C. prime minister
  - D. lieutenant governor

14.8% of the students chose A  
7.3% of the students chose B  
69.4% of the students chose C (correct answer)  
8.5% of the students chose D

**Students experienced relative difficulty with:**

- analyzing information to draw a conclusion based on given Canadian election results;
- analyzing information to identify an example of how citizens can responsibly influence Canada's political system;
- recalling and identifying one role of labour unions in Canada;
- identifying a characteristic of a mixed economy;
- analyzing information to make an inference related to the role of the mass media and consumerism.

For **multiple-choice question 41**, students had to identify a characteristic of a mixed economy. Approximately 40.8% of students who met the acceptable standard and 70.4% of students who met the standard of excellence answered this question correctly.

- 41.** Which of the following statements **best** describes a characteristic of a mixed economy?
- A.** Individuals are responsible for meeting their own needs.
  - B.** Governments are responsible for meeting the needs of the individual.
  - C.** Both governments and individuals rely on businesses to meet their needs.
  - D.** Both governments and individuals are responsible for meeting their needs

14.7% of the students chose A  
16.9% of the students chose B  
28.5% of the students chose C  
39.7% of the students chose D (correct answer)

# *Provincial Achievement Testing Program*

## *Support Documents*

The Alberta Education website contains several documents that provide valuable information about various aspects of the Provincial Achievement Test program. To access these documents, go to the [Alberta Education website](#). Click on one of the specific links to access the following documents.

### **Achievement Testing Program *General Information Bulletin***

The [General Information Bulletin](#) is a compilation of several documents produced by Alberta Education and is intended to provide superintendents, principals, and teachers with easy access to information about all aspects of the Provincial Achievement Test program. Sections in the bulletin contain information pertaining to schedules and significant dates; security and test rules; test administration directives, guidelines, and procedures; calculator and computer policies; test accommodations; test marking and results; field testing; resources and web documents; forms and samples; and Provincial Assessment Sector contacts.

### **Subject Bulletins**

At the beginning of each school year, subject bulletins are posted on the Alberta Education website for all Provincial Achievement Test subjects for grades 6 and 9. Each bulletin provides descriptions of assessment standards, test design and blueprinting, and scoring guides (where applicable) as well as suggestions for preparing students to write the tests and information about how teachers can participate in test development activities.

### **Examples of the Standards for Students' Writing**

For Provincial Achievement Tests in grades 6 and 9 English Language Arts and Français/French Language Arts, writing samples are designed for teachers and students to enhance students' writing and to assess this writing relative to the standards inherent in the scoring guides. The exemplars documents contain sample responses with scoring rationales that relate student work to the scoring categories and scoring criteria.

### **Previous Achievement Tests and Answer Keys**

All January Provincial Achievement Tests (parts A and B) for Grade 9 semestered students are secured and must be returned to Alberta Education. All May/June Provincial Achievement Tests are secured except Part A of grades 6 and 9 English Language Arts and Français/French Language Arts. Unused or extra copies of only these Part A tests may be kept at the school after administration. Teachers may also use the released items and/or tests that are posted on the Alberta Education website.

### **Parent Guides**

Each school year, versions of the [Alberta Provincial Achievement Testing Parent Guide](#) for grades 6 and 9 are posted on the Alberta Education website. Each guide answers frequently asked questions about the Provincial Achievement Test program and provides descriptions of and sample questions for each Provincial Achievement Test subject.

### **Involvement of Teachers**

Teachers of grades 6 and 9 are encouraged to take part in activities related to the Provincial Achievement Test program. These activities include item development, test validation, field testing, and marking. In addition, arrangements can be made through the Alberta Regional Professional Development Consortia for teacher in-service workshops on topics such as interpreting Provincial Achievement Test results to improve student learning.